




CLEARFIL MAJESTY™ ES-2

VITA Approved Shade Concept



SIMPLY BLENDING INTO NATURE

SIMPLY BLENDING INTO NATURE

CLEARFIL MAJESTY™ ES-2 is a light-cure, radiopaque, universal nano hybrid composite resin, providing accurate colour matching, unsurpassed polishability and excellent physical properties. Unlike traditional composites, CLEARFIL MAJESTY™ ES-2 relies on the initial selection of shade value instead of hue/chroma. This advancement has led to CLEARFIL MAJESTY™ ES-2 being the only composite to offer VITA Approved Shades and Shade Concept.

■ Innovative Resin Technology

CLEARFIL MAJESTY™ ES-2 has five Biomimetic characteristics to perfectly simulate natural tooth.



Fluorescence



Light Diffusion



Transparency



Opacity



Opalescence

■ Versatile Handling

Versatile usage

CLEARFIL MAJESTY™ ES-2 is a nano hybrid, restorative composite resin, ideal for anterior and posterior applications. CLEARFIL MAJESTY™ ES-2 is available in a single layer (Classic) and our dual layer (Premium) range.

Enamel paste viscosity

The enamel paste viscosity is optimized for precise placement and sculpting. Adaptation of CLEARFIL MAJESTY™ ES-2 enamel paste to prepared bevels and/or cervical dentine is seamless.

Dentine paste handling

Enhanced monomer and resin composition delivers outstanding resin integration to the cavity.

Extended working time

CLEARFIL MAJESTY™ ES-2 has an extended working time of 4.5 minutes under ambient light enabling ample time for optimal creativity and superior clinical results.

Intuitive Shade Guide

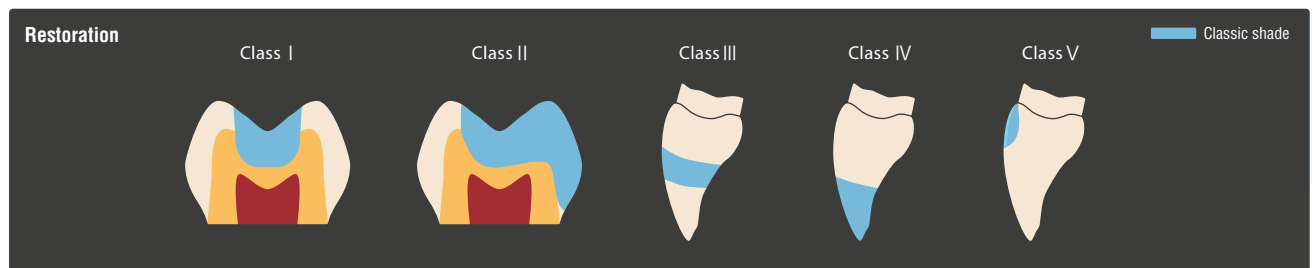
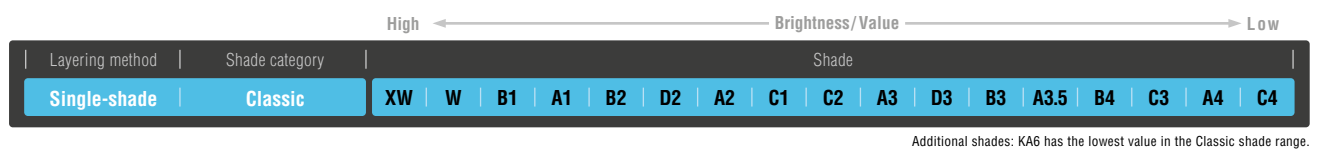
VITA Approved Shade Concept

Begin the shade selection process by choosing from 6 value shade tabs for a simplified shade procedure.



VITA Approved Shades & Shade Concept

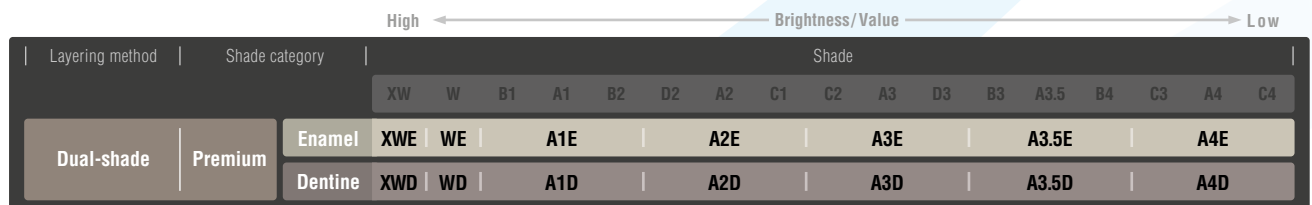
Classic: Single shade technique with VITA Approved Shades



Premium: Dual shade technique with our VITA Approved Shade Concept

Biomimetic layering system

Natural dentine replaced with dentine shade and natural enamel replaced with enamel shade



CLEARFIL MAJESTY™ ES-2 Clinical Case

Classic: Single shade technique



Courtesy of Dr. Hirofumi Tashiro, Japan

Classic: Single shade technique with VITA Approved Shades

Layering method	Shade category	Shade																	
		XW	W	B1	A1	B2	D2	A2	C1	C2	A3	D3	B3	A3.5	B4	C3	A4	C4	
Single-shade	Classic																		

Additional shades: KA6 has the lowest value in the Classic shade range

Classic for
Single-shade technique



Classic



VITA Approved Shades & Shade Concept

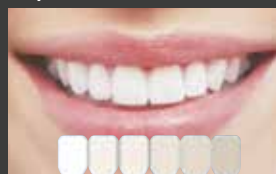
Step 1 :

Select the closest brightness/value tab from the 6 tab options on the CLEARFIL MAJESTY™ ES-2 shade guide.

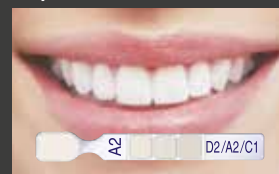
Step 2 :

Remove the chosen value tab and select the final VITA approved shade for the restoration.

Step 1



Step 2



CLEARFIL MAJESTY™ ES-2 Clinical Case

Premium: Dual shade technique



Courtesy of Dr. Koken Serhat

Premium: Dual shade technique with our VITA Approved Shade Concept

Layering method	Shade category	Shade															
		XW	W	B1	A1	B2	D2	A2	C1	C2	A3	D3	B3	A3.5	B4	C3	A4
Dual-shade	Premium	Enamel		XWE	WE	A1E		A2E		A3E		A3.5E		A4E			
		Dentine		XWD	WD	A1D		A2D		A3D		A3.5D		A4D			

Additional shades: Translucent shades can be used for detailed characterization of the restoration.

Premium for Dual-shade technique



Enamel
Dentine



VITA Approved Shade Concept

Select the closest brightness/value tab from 6 tab options on the CLEARFIL MAJESTY™ ES-2 shade guide.

Restoration

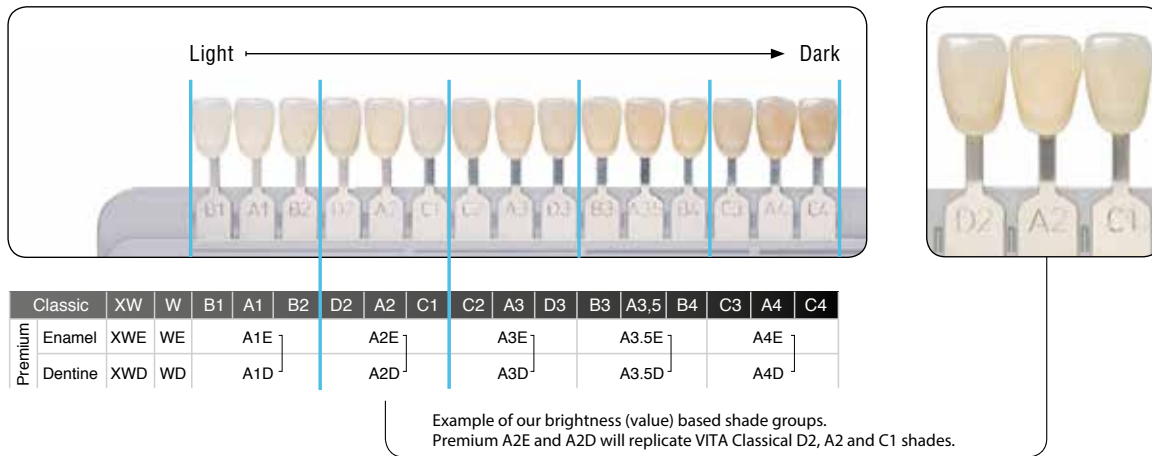
- Select the corresponding pastes from the Premium range (Enamel & Dentine). For example, if A1 is selected, A1E and A1D will be used.
- Replace the dentine space with the respective dentine shade and the enamel space with the matching enamel shade.



■ Expansive Shade Coverage

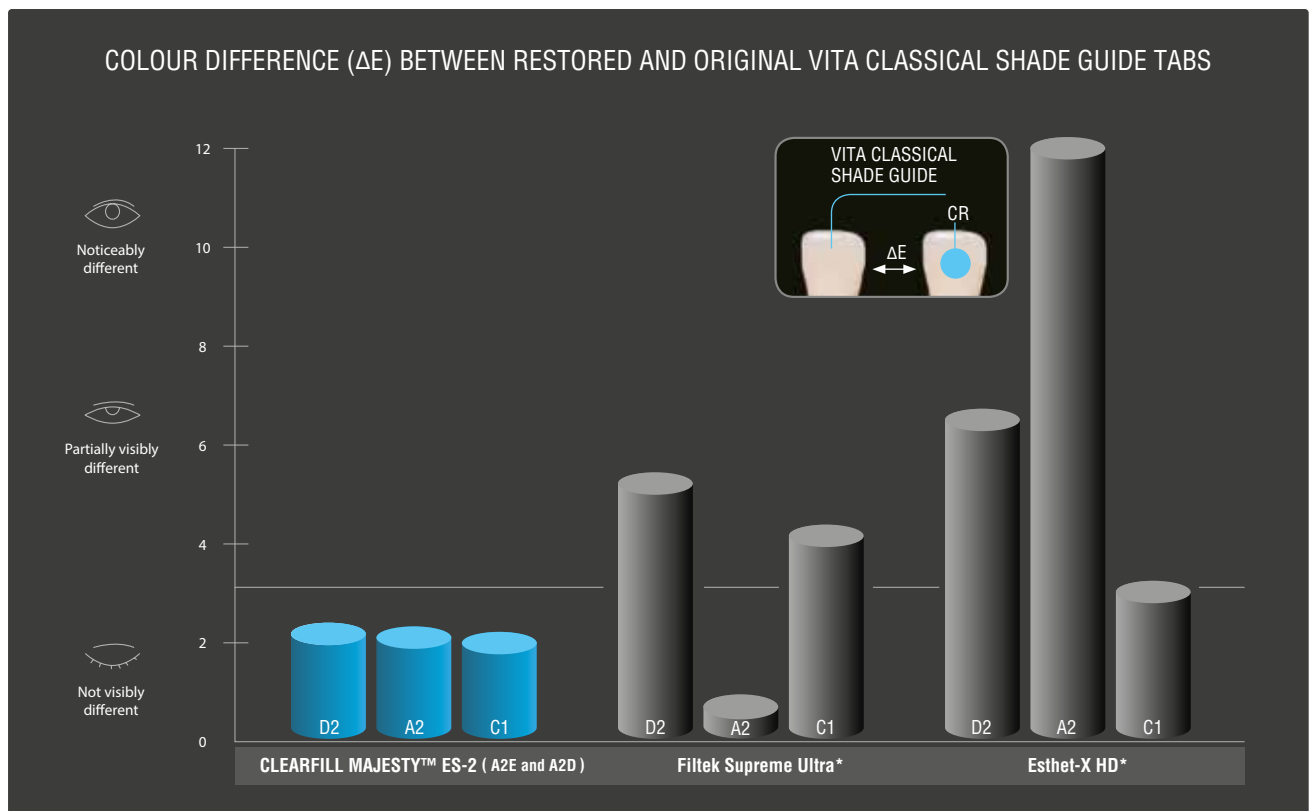
One CLEARFIL MAJESTY™ ES-2 shade combination covers three VITA Classical shades.

Seeing is believing. The new CLEARFIL MAJESTY™ ES-2 has expansive shade coverage with a condensed shade range. This is possible due to the creation of brightness (value) based shade groups.

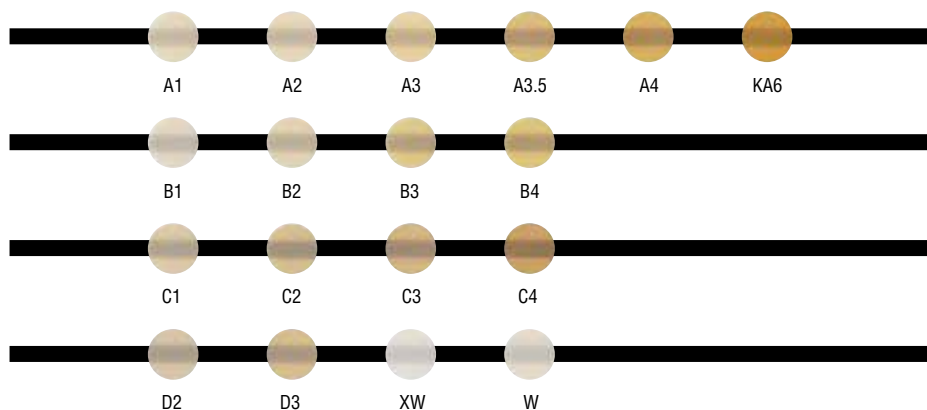


■ Research: Shade Variance Study

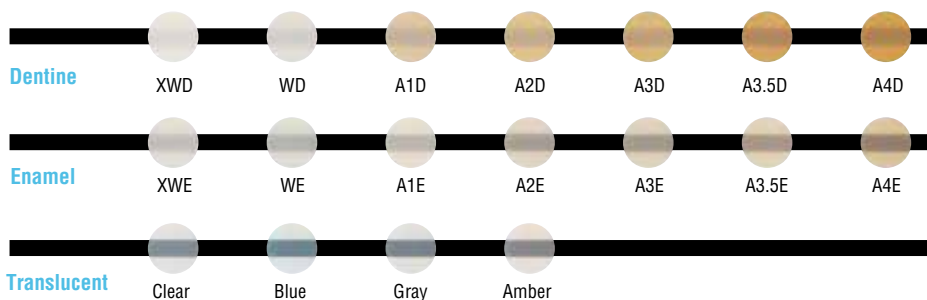
In this study, the centre of three VITA Classical Shade Guide tabs (D2, A2, C1) were restored according to the shade instructions of three manufacturers. With the A2E and A2D shade combination, Kuraray Noritake Dental's CLEARFIL MAJESTY™ ES-2 proved to match not only the A2 shade but also the D2 and C1 shades. All three tabs, restored with CLEARFIL MAJESTY™ ES-2, showed no visible difference to the original VITA tab.



CLEARFIL MAJESTY™ ES-2 Classic Shades Available in Syringe and PLT refills



CLEARFIL MAJESTY™ ES-2 Premium Shades Available in Syringe and PLT refills



The colours of the actual shade guide may deviate from printed colours.

CLEARFIL MAJESTY™ ES-2

#3010-WD Syringe Professional Kit

Classic A1, A2, A3, A3.5, Premium A1E, A2E, A3E, A3.5E, A1D, A2D, A3D, A3.5D: 1 syringe per shade (3.6 g / 2.0 ml) + Clear, Amber, Blue, Gray 1 syringe per shade (1.8 g / 0.9 ml) + Shade Guide

#3100-WD PLT Professional Kit

Classic A1, A2, A3, A3.5, Premium A1E, A2E, A3E, A3.5E, A1D, A2D, A3D, A3.5D, Clear, Amber, Blue, Gray: 5 tips per shade (0.25 g) + Shade Guide

#3012-WD Syringe Introductory Kit

Classic A2, Premium A2D, A2E:
1 syringe per shade (1.2 g / 0.7 ml)

#3102-WD PLT Introductory Kit

Classic A2, Premium A2D, A2E:
5 tips per shade (0.25 g)

PLT Refill

Classic		Premium	
#3110-WD	A1 (20 tips x 0.25 g)	#3140-WD	A1E (10 tips x 0.25 g)
#3111-WD	A2 (20 tips x 0.25 g)	#3141-WD	A2E (10 tips x 0.25 g)
#3112-WD	A3 (20 tips x 0.25 g)	#3142-WD	A3E (10 tips x 0.25 g)
#3113-WD	A3.5 (20 tips x 0.25 g)	#3143-WD	A3.5E (10 tips x 0.25 g)
#3114-WD	A4 (20 tips x 0.25 g)	#3144-WD	A4E (10 tips x 0.25 g)
#3115-WD	KA6 (20 tips x 0.25 g)	#3145-WD	XWE (10 tips x 0.25 g)
#3116-WD	B1 (20 tips x 0.25 g)	#3146-WD	WE (10 tips x 0.25 g)
#3117-WD	B2 (20 tips x 0.25 g)	#3147-WD	A1D (10 tips x 0.25 g)
#3118-WD	B3 (20 tips x 0.25 g)	#3148-WD	A2D (10 tips x 0.25 g)
#3119-WD	B4 (20 tips x 0.25 g)	#3149-WD	A3D (10 tips x 0.25 g)
#3120-WD	C1 (20 tips x 0.25 g)	#3150-WD	A3.5D (10 tips x 0.25 g)
#3121-WD	C2 (20 tips x 0.25 g)	#3151-WD	A4D (10 tips x 0.25 g)
#3122-WD	C3 (20 tips x 0.25 g)	#3152-WD	XWD (10 tips x 0.25 g)
#3123-WD	C4 (20 tips x 0.25 g)	#3153-WD	WD (10 tips x 0.25 g)
#3124-WD	D2 (20 tips x 0.25 g)	#3154-WD	Clear (10 tips x 0.25 g)
#3125-WD	D3 (20 tips x 0.25 g)	#3155-WD	Amber (10 tips x 0.25 g)
#3126-WD	XW (20 tips x 0.25 g)	#3156-WD	Blue (10 tips x 0.25 g)
#3127-WD	W (20 tips x 0.25 g)	#3157-WD	Gray (10 tips x 0.25 g)

Syringe Refill

Classic		Premium	
#3020-WD	A1 (3.6 g / 2.0 ml)	#3050-WD	A1E (3.6 g / 2.0 ml)
#3021-WD	A2 (3.6 g / 2.0 ml)	#3051-WD	A2E (3.6 g / 2.0 ml)
#3022-WD	A3 (3.6 g / 2.0 ml)	#3052-WD	A3E (3.6 g / 2.0 ml)
#3023-WD	A3.5 (3.6 g / 2.0 ml)	#3053-WD	A3.5E (3.6 g / 2.0 ml)
#3024-WD	A4 (3.6 g / 2.0 ml)	#3054-WD	A4E (3.6 g / 2.0 ml)
#3025-WD	KA6 (3.6 g / 2.0 ml)	#3055-WD	XWE (3.6 g / 2.0 ml)
#3026-WD	B1 (3.6 g / 2.0 ml)	#3056-WD	WE (3.6 g / 2.0 ml)
#3027-WD	B2 (3.6 g / 2.0 ml)	#3057-WD	A1D (3.6 g / 2.0 ml)
#3028-WD	B3 (3.6 g / 2.0 ml)	#3058-WD	A2D (3.6 g / 2.0 ml)
#3029-WD	B4 (3.6 g / 2.0 ml)	#3059-WD	A3D (3.6 g / 2.0 ml)
#3030-WD	C1 (3.6 g / 2.0 ml)	#3060-WD	A3.5D (3.6 g / 2.0 ml)
#3031-WD	C2 (3.6 g / 2.0 ml)	#3061-WD	A4D (3.6 g / 2.0 ml)
#3032-WD	C3 (3.6 g / 2.0 ml)	#3062-WD	XWD (3.6 g / 2.0 ml)
#3033-WD	C4 (3.6 g / 2.0 ml)	#3063-WD	WD (3.6 g / 2.0 ml)
#3034-WD	D2 (3.6 g / 2.0 ml)	#3064-WD	Clear (1.8 g / 0.9 ml)
#3035-WD	D3 (3.6 g / 2.0 ml)	#3065-WD	Amber (1.8 g / 0.9 ml)
#3036-WD	XW (3.6 g / 2.0 ml)	#3066-WD	Blue (1.8 g / 0.9 ml)
#3037-WD	W (3.6 g / 2.0 ml)	#3067-WD	Gray (1.8 g / 0.9 ml)

Shade Guide

#3000-WD Shade Guide

All shades

#3001-WD Shade Guide Compact

A1, A2, A3, A3.5, A4, B1, B2, B3, B4, C1, C2, C3, C4, D2, D3, XW, W

Kuraray Noritake Dental Inc.

In 1926, Kuraray was established in Kurashiki, Japan, where the industrial production of viscose rayon began. Though intensive research and development the company succeeded in building up extensive expertise and technological strength in the fields of polymer chemistry, synthetic chemistry and chemical engineering.

Kuraray entered the field of dental materials in 1973. The mission of Kuraray was to respond precisely and thoroughly to the needs of the dental profession with reliable products of superior quality. In 1978, Kuraray introduced the first bonding system to the market: CLEARFIL™ BOND SYSTEM F, the start of the age of adhesive dentistry. At the same time, the company developed the "total-etch technique" for enamel and dentine. Over four decades, Kuraray Noritake Dental Inc. continues to bring forth innovative, quality products to meet the demands of a continuously changing dental profession.

- Read the Instructions for Use supplied with the products before use.
- The specifications and appearance of the product are subject to change without notice.

Ote Center Bldg., 1-1-3, Otemachi, Chiyoda-ku, Tokyo 100-0004
<http://www.kuraraynoritake.com/ANZ>

"CLEARFIL" and "CLEARFIL MAJESTY" are trademarks of KURARAY Co., Ltd.